



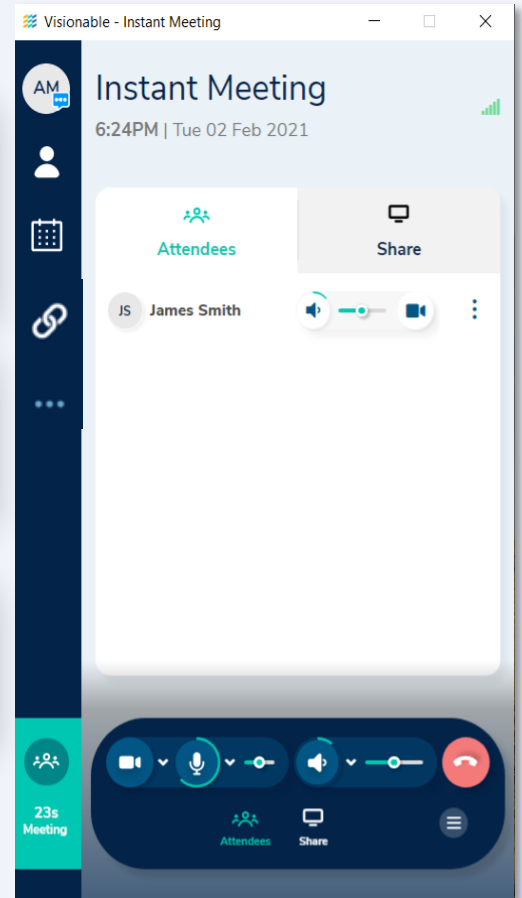
Visionable Consultation Platform

During a Call


1 See who's there
Participants will appear in the list. You can turn down their audio levels or turn off their video using 

2 Share your screen
Click  and choose the window or desktop you would like to share

3 Adjust your mic and speaker levels
You can change your audio by using the volume sliders at the bottom of the app



i Adjusting your audio and video settings

Click  to change your camera, microphone and speaker. The arrow will let you change your default microphone and webcam

