


Visionable Collaboration Platform

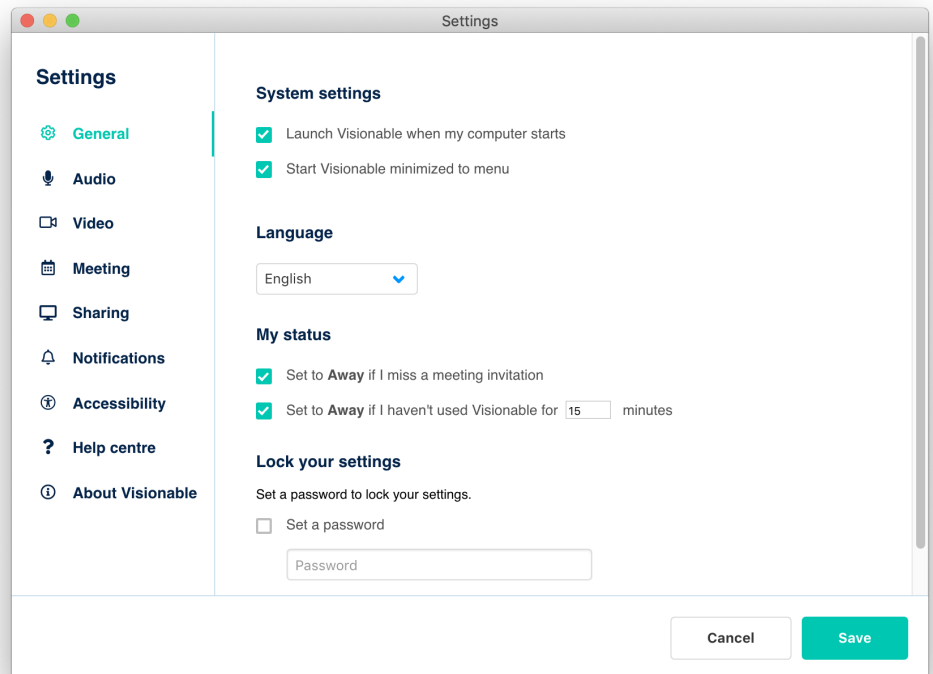
How to change your settings

1 Open 'Settings'

Hit  then choose 'Settings'.

2 Choose from the list

Settings are grouped. E.g. all sound related settings are in 'audio'.




i Got a problem?

There are two ways to get help with Visionable

Find an answer or report a problem

Open 'Settings', then hit 'Help centre' to access the online manual, get support, or report a problem to us.

For problems with audio and video

Try the 'Setup wizard'. Hit , choose 'Help & feedback', then choose 'Setup wizard'. This will walk you through setting up your audio and video.